


*Completely level a pool in MINUTES!*

*with The **ONLY** Patented*


# **Pool Levelling System!**

U.S. Patent 8,028,476 B1  
other patents pending



*One man with  
a 3/4" socket  
is all it takes!*

*Fast !  
Accurate !  
Professional !*



*Available from:*



Megna Plastic Packaging Corp. dba:

**MEGNA POOLS**

Pickering & Sunderland ON and Atlanta GA

1-866-580-1115 [www.megnapools.com](http://www.megnapools.com)


# POOL LEVELLING SYSTEM

U.S. Patent 8,028,476 B1  
other patents pending


- The **ONLY** precise way to level a modular pool
- Takes minutes to level
- One man with a 3/4" socket and ratchet can do the job
- Eliminates physical lifting of walls to level
- Stops loosening of line stakes by physical lifting
- Eliminates the need for unsightly shims
- Allows better concrete coverage under panels
- Completely Professional look
- Very easy for new installers to adapt to modular pool panels




1 - The pre-punched hole in the short angle for clip to be applied



5 - Long angle of A-Frame is attached to the panel




2 - The clip is applied over the pre-punched hole in the short angle




6 - Support plate is placed under the bolt




3 - The bolt is installed through pre-punched hole and clip



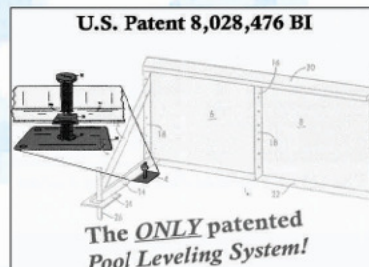
7 - Support plate is positioned directly under the bolt



4 - Short angle of A-frame is attached to the panel



8 - Pool is levelled by adjusting each bolt



Mike Alford- Inventor