






SOLD TO: \_\_\_\_\_  
 TAG NAME: \_\_\_\_\_  
 DATE: \_\_\_\_\_  
 P.O: \_\_\_\_\_

LINER INFO:  
 WALL PATTERN \_\_\_\_\_  
 FLOOR PATTERN \_\_\_\_\_  
 MIL \_\_\_\_\_

BEAD TYPE:  
 STANDARD  \_\_\_\_\_  
 OTHER  \_\_\_\_\_  
 NO BEAD  \_\_\_\_\_

SLOPE TYPE:  
 STANDARD    
 CONCAVE    
 CONVEX    
 INDICATE IRREGULAR SLOPES ON THE DIAGRAM WITH " X "

SAFETY LEDGE:  
 LEDGE 1 \_\_\_\_\_  
 BACK LEDGE \_\_\_\_\_  
 LEDGE 2 \_\_\_\_\_

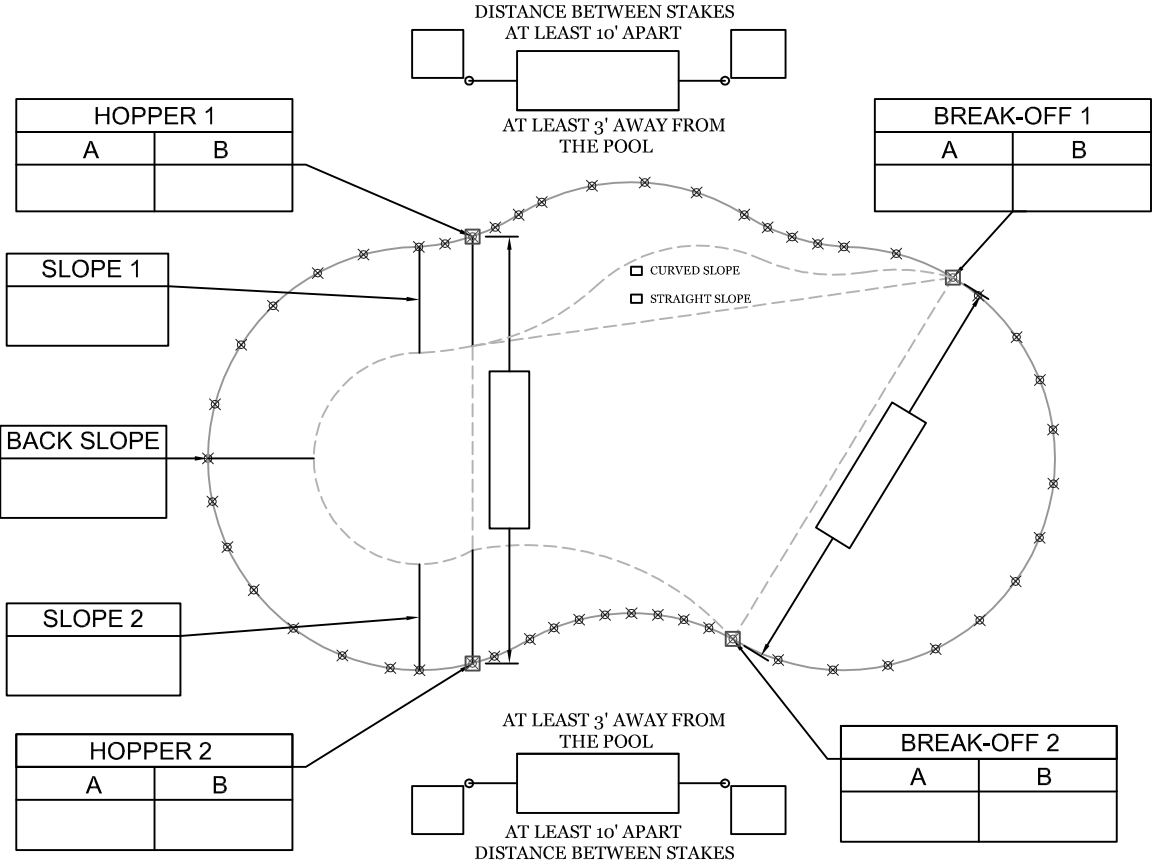
POOL INFO:  
 WALL HEIGHT \_\_\_\_\_ LENGTH \_\_\_\_\_  
 DEPTH \_\_\_\_\_ WIDTH \_\_\_\_\_  
 PERIMETER: \_\_\_\_\_

STAIR: NO  YES  STAIR POINTS:  
 SIZE OF STAIR \_\_\_\_\_ POSITION A B  
 TYPE OF STAIR: STRAIGHT  START  
 CURVED  END  
 FOR VINYL OVER STAIR FILL OUT AND ATTACH STEP DETAIL SHEET.

#	A	B	#	A	B
1			26		
2			27		
3			28		
4			29		
5			30		
6			31		
7			32		
8			33		
9			34		
10			35		
11			36		
12			37		
13			38		
14			39		
15			40		
16			41		
17			42		
18			43		
19			44		
20			45		
21			46		
22			47		
23			48		
24			49		
25			50		

# ALOHA LEFT

PLEASE SELECT AND FILL THE A-B LOCATION THAT IS MOST APPLICABLE TO THE POOL YOU ARE MEASURING.





SOLD TO: \_\_\_\_\_  
 TAG NAME: \_\_\_\_\_  
 DATE: \_\_\_\_\_  
 P.O.: \_\_\_\_\_

LINER INFO:  
 WALL PATTERN \_\_\_\_\_  
 FLOOR PATTERN \_\_\_\_\_  
 MIL \_\_\_\_\_

BEAD TYPE:  
 STANDARD  \_\_\_\_\_  
 OTHER  \_\_\_\_\_  
 NO BEAD  \_\_\_\_\_

SLOPE TYPE:  
 STANDARD    
 CONCAVE    
 CONVEX    
 INDICATE IRREGULAR SLOPES ON THE DIAGRAM WITH "X"

SAFETY LEDGE:  
 LEDGE 1 \_\_\_\_\_  
 BACK LEDGE \_\_\_\_\_  
 LEDGE 2 \_\_\_\_\_

POOL INFO:  
 WALL HEIGHT \_\_\_\_\_ LENGTH \_\_\_\_\_  
 DEPTH \_\_\_\_\_ WIDTH \_\_\_\_\_  
 PERIMETER: \_\_\_\_\_

STAIR: NO  YES  STAIR POINTS:  
 SIZE OF STAIR \_\_\_\_\_ POSITION A B  
 TYPE OF STAIR: STRAIGHT  START  
 CURVED  END  
 FOR VINYL OVER STAIR FILL OUT AND ATTACH STEP DETAIL SHEET.

#	A	B	#	A	B
1			26		
2			27		
3			28		
4			29		
5			30		
6			31		
7			32		
8			33		
9			34		
10			35		
11			36		
12			37		
13			38		
14			39		
15			40		
16			41		
17			42		
18			43		
19			44		
20			45		
21			46		
22			47		
23			48		
24			49		
25			50		

# ALOHA RIGHT

PLEASE SELECT AND FILL THE A-B LOCATION THAT IS MOST APPLICABLE TO THE POOL YOU ARE MEASURING.

