



**MEGNA
POOLS**

Megna Plastic Packaging Corp.




SOLD TO: _____

TAG NAME: _____

DATE: _____

P.O.: _____

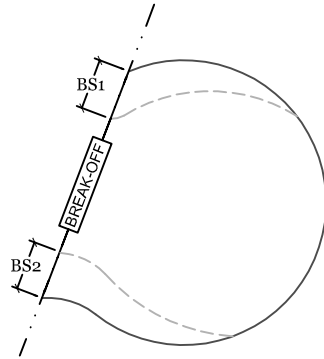
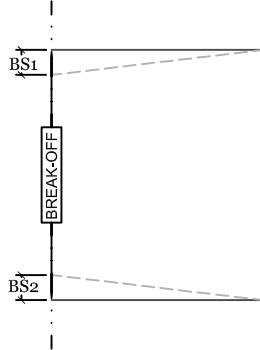
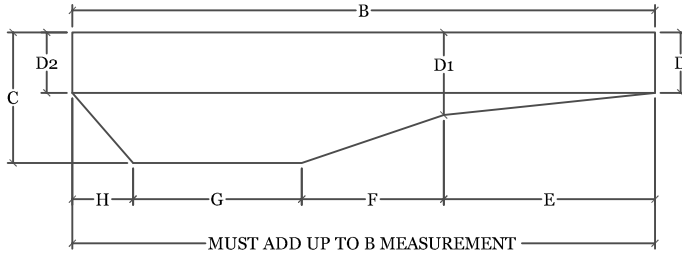
SLOPE TYPE:

STANDARD  CONCAVE  CONVEX 

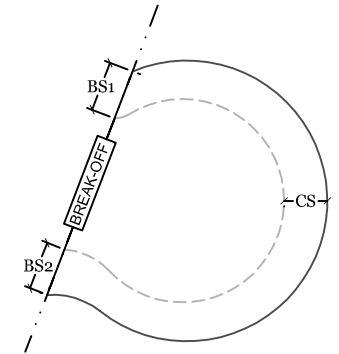
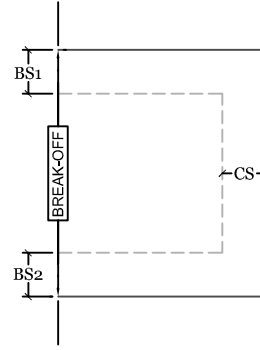
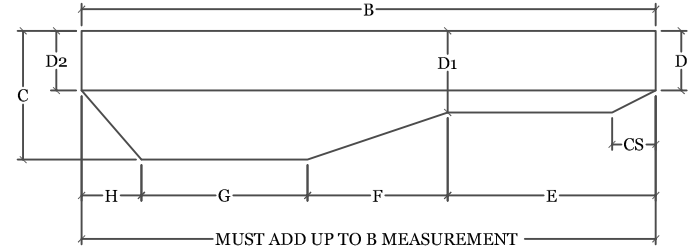
INDICATE ON DIAGRAM WHERE THE IRREGULAR SLOPES OCCUR WITH " X".

ADDITIONAL POOL FEATURES MEASURING FORM

DEEPER BREAK-OFF MEASUREMENTS:



COVE SHALLOW END MEASUREMENTS:



SLOPES AT BREAK-OFF:

BS1 _____

WALL HEIGHT (D) _____

BS2 _____

BREAK-OFF DEPTH (D1) _____

SLOPES AT BREAK-OFF:

BS1 _____

WALL HEIGHT (D) _____

BS2 _____

BREAK-OFF DEPTH (D1) _____

COVE SLOPE (CS) _____

SPECIAL NOTES: