



821 BROCK RD. UNIT 1
 PICKERING, ONT
 L1W 3L6
 TEL:(905)837-1115
 FAX:(905)837-7588

SOLD TO:

WALL PATTERN: _____

TAG NAME: _____

FLOOR PATTERN: _____

DATE: _____

MIL: _____

P.O: _____

MUST PROVIDE PERIMETER

SAFETY LEDGE
 IF LEDGE VARIES PLEASE INDICATE

CHECK OFF BEAD TYPE

TOTAL: _____

[] NO [] YES
 RIGHT LEDGE _____ IN. LEFT LEDGE _____ IN.
 END LEDGE _____ IN.

[] STANDARD
 [] OTHER _____
 [] NO BEAD _____ IN. OVERLAP

LEFT HAND
 STANDING FROM SHALLOW END

RIVIERA (RAD. REV.)

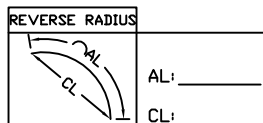
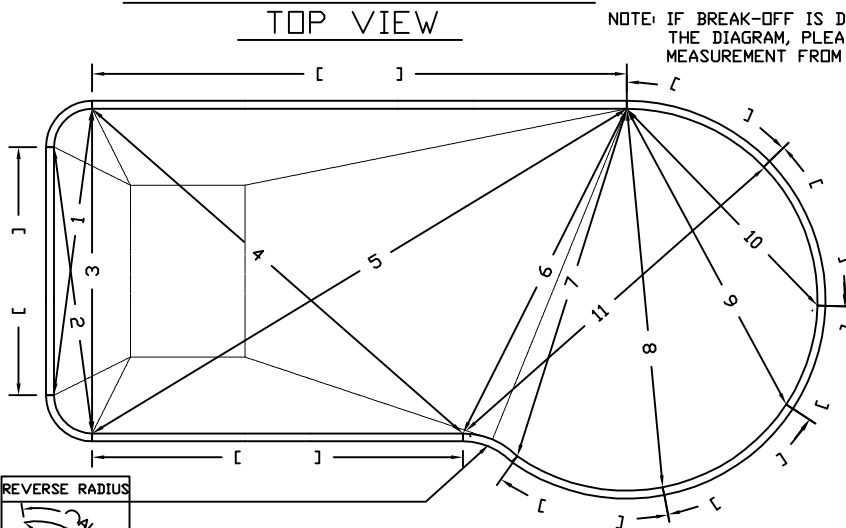
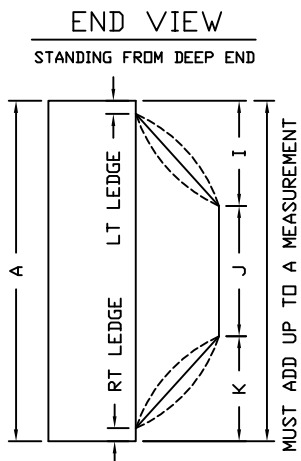
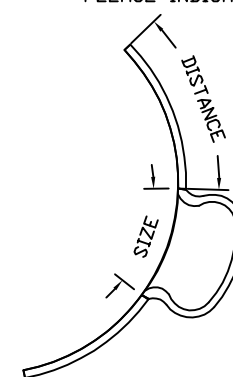
SLOPES
 STANDARD
 CONVEX
 CONCAVE

MEASUREMENTS

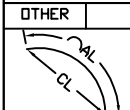
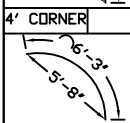
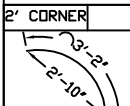
A	
B	
C	
D	
D2	
E	
F	
G	
H	
I	
J	
K	
1	
2	
3	
4	
5	
6	
7	
9	
10	
11	

NOTE: IF BREAK-OFF IS DIFFERENT FROM THE DIAGRAM, PLEASE REDRAW. PROVIDE MEASUREMENT FROM THE PANEL JOINT.

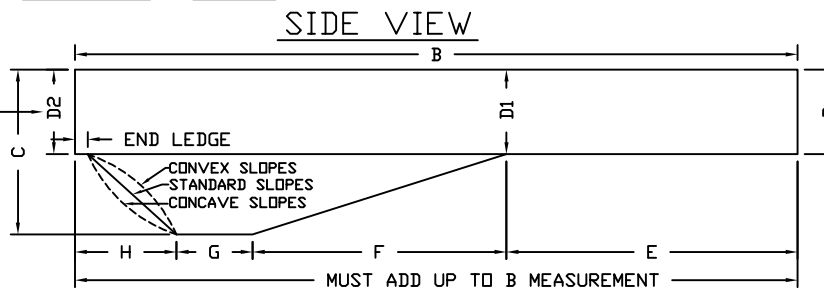
JUST AN EXAMPLE: IF STEP IS STRAIGHT PLEASE INDICATE



INDICATE CORNER TYPE



IF DEEP END WALL IS DIFFERENT THAN SHALLOW END WALL



ATTENTION

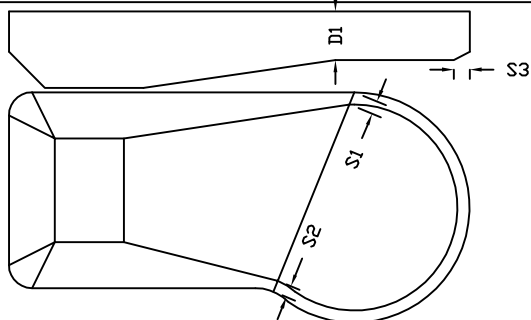
INDICATE WHERE THE STEP IS LOCATED. PROVIDE THE SIZE OF STEP AND A MEASUREMENT FROM THE CLOSEST PANEL JOINT, AS SHOWN IN THE EXAMPLE.

SIZE OF STEP

DISTANCE

COVE PROFILE

D1= _____
 S1= _____
 S2= _____
 S3= _____



DEEPER BREAK PROFILE

D1= _____
 S1= _____
 S2= _____

