



821 BROCK RD. UNIT 1
 PICKERING, ONT
 L1W 3L6
 TEL:(905)837-1115
 FAX:(905)837-7588

SOLD TO:

WALL PATTERN: _____

TAG NAME: _____

FLOOR PATTERN: _____

DATE: _____

MIL: _____

P.O: _____

MUST PROVIDE PERIMETER

SAFETY LEDGE

IF LEDGE VARIES PLEASE INDICATE

NO YES

RIGHT LEDGE _____ IN. LEFT LEDGE _____

END LEDGE _____ IN.

CHECK OFF BEAD TYPE

STANDARD

OTHER _____

NO BEAD _____ IN. OVERLAP

CHECK OFF SLOPE TYPE

STANDARD

CONVEX

CONCAVE

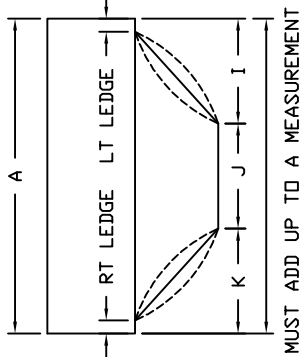
TOTAL: _____

RECTANGLE (SQR.)

MUST PROVIDE DIAGONALS IF POOL IS OUT OF SQUARE
 RADIUS OR CUT CRNS. LESS THAN 10" MEASURE TO IMAGINARY CORNERS

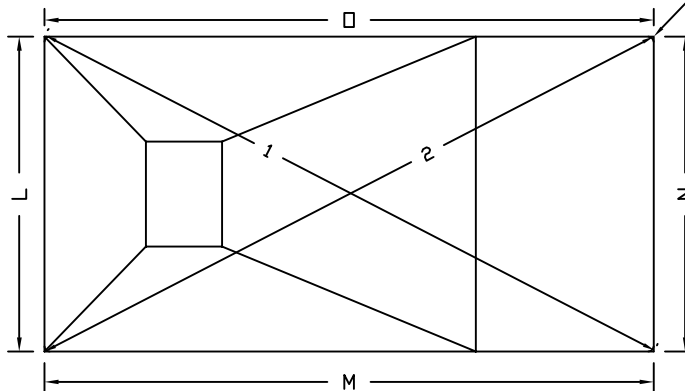
END VIEW

STANDING FROM DEEP END



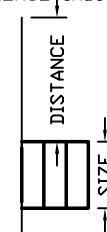
MUST ADD UP TO A MEASUREMENT

TOP VIEW

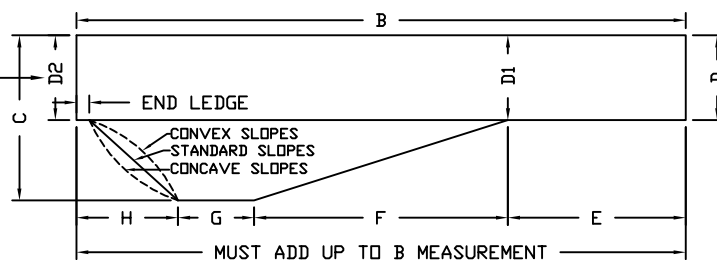


USE RADIUS OR CUT-OFF
 MEASURING SHEET IF
 CORNERS GREATER THAN 10"

JUST AN EXAMPLE:
 IF STEP IS STRAIGHT
 PLEASE INDICATE



SIDE VIEW



IF DEEP END WALL
 IS DIFFERENT THAN
 SHALLOW END WALL

INDICATE WHERE THE STEP IS LOCATED.
 PROVIDE THE SIZE OF STEP AND A
 MEASUREMENT FROM THE CLOSEST PANEL
 JOINT, AS SHOWN IN THE EXAMPLE.

SIZE OF STEP

DISTANCE

CORNER TYPE

SQUARE

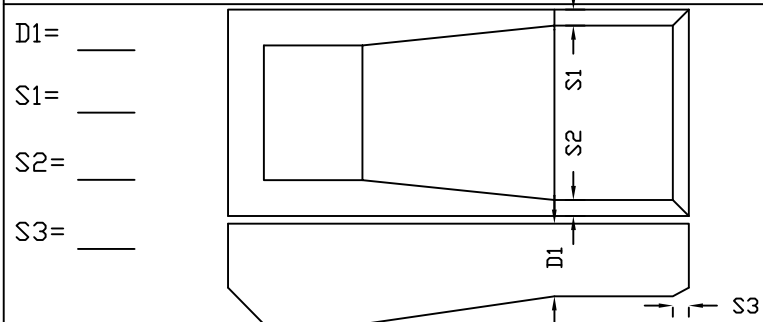
RADIUS

SIZE

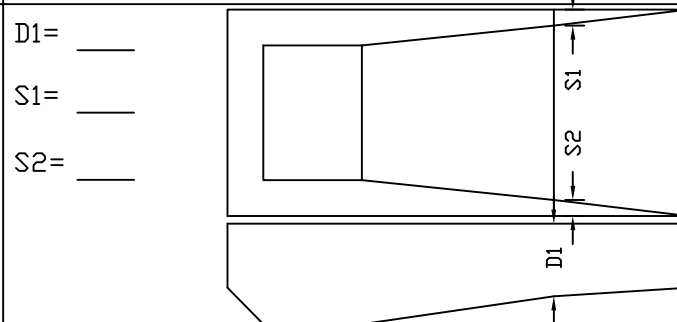
CUT-OFF

SIZE

COVE PROFILE



DEEPER BREAK PROFILE



MEASUREMENTS

A	
B	
C	
D	
D2	
E	
F	
G	
H	
I	
J	
K	
L	
M	
N	
O	
1	
2	

DESIGNER: NOEL MANLAPAZ