



821 BROCK RD. UNIT 1
 PICKERING, ONT
 L1W 3L6
 TEL:(905)837-1115
 FAX:(905)837-7588

SOLD TO:

WALL PATTERN: _____

TAG NAME: _____

FLOOR PATTERN: _____

DATE: _____

MIL: _____

P.O: _____

MUST PROVIDE PERIMETER

SAFETY LEDGE
 IF LEDGE VARIES PLEASE INDICATE

CHECK OFF BEAD TYPE

TOTAL: _____

[] NO [] YES
 RIGHT LEDGE _____ IN. LEFT LEDGE _____ IN.
 END LEDGE _____ IN.

[] STANDARD
 [] OTHER _____
 [] NO BEAD _____ IN. OVERLAP

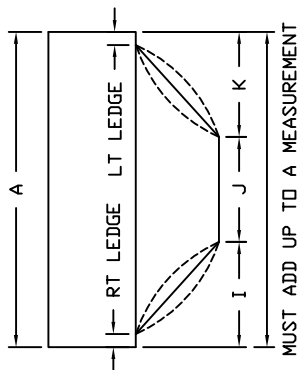
LEFT HAND

STANDING FROM SHALLOW END

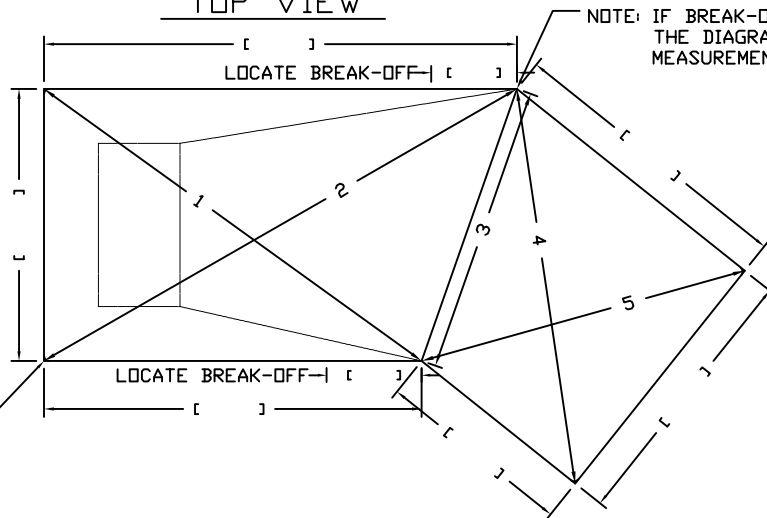
LAZY-L (SQR.)

MUST PROVIDE DIAGONALS IF POOL IS OUT OF SQUARE
 RADIUS OR CUT CRNS. LESS THAN 10" MEASURE TO IMAGINARY CORNERS

END VIEW
 STANDING FROM DEEP END



TOP VIEW

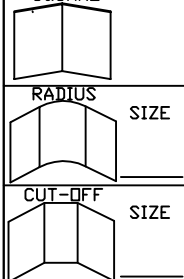


- SLOPES
- STANDARD
 - CONVEX
 - CONCAVE

MEASUREMENTS

A
B
C
D
D2
E
F
G
H
I
J
K
1
2
3
4
5

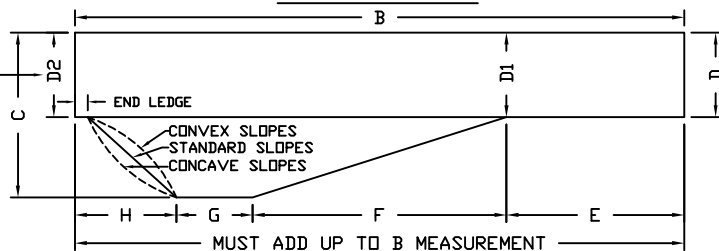
CORNER TYPE



USE RADIUS OR CUT-OFF MEASURING SHEET IF CORNERS GREATER THAN 10"

IF DEEP END WALL IS DIFFERENT THAN SHALLOW END WALL

SIDE VIEW



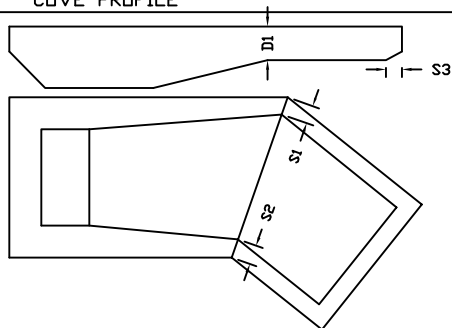
ATTENTION
 INDICATE WHERE THE STEP IS LOCATED. PROVIDE THE SIZE OF STEP AND A MEASUREMENT FROM THE CLOSEST PANEL JOINT, AS SHOWN IN THE EXAMPLE.

SIZE OF STEP

DISTANCE

COVE PROFILE

D1= _____
 S1= _____
 S2= _____
 S3= _____



DEEPER BREAK PROFILE

D1= _____
 S1= _____
 S2= _____

