



821 BROCK RD. UNIT 1
 PICKERING, ONT
 L1W 3L6
 TEL:(905)837-1115
 FAX:(905)837-7588

SOLD TO:

WALL PATTERN: _____

TAG NAME: _____

FLOOR PATTERN: _____

DATE: _____

MIL: _____

P.O: _____

MUST PROVIDE PERIMETER

SAFETY LEDGE
 IF LEDGE VARIES PLEASE INDICATE

CHECK OFF BEAD TYPE

TOTAL: _____

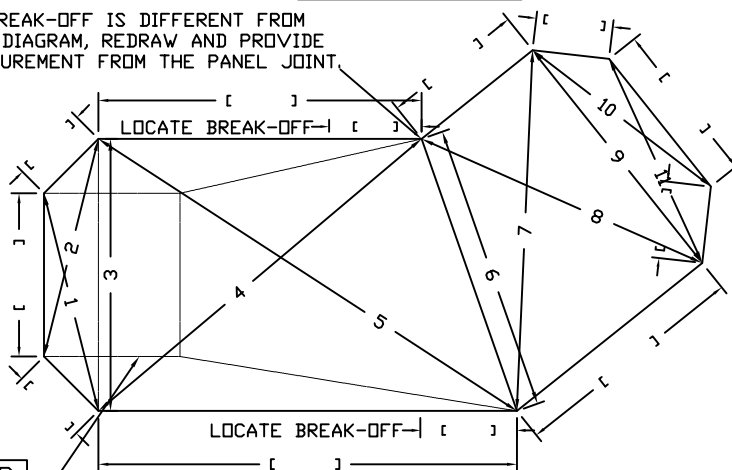
[] NO [] YES
 RIGHT LEDGE _____ IN. LEFT LEDGE _____ IN.
 END LEDGE _____ IN.

[] STANDARD
 [] OTHER _____
 [] NO BEAD _____ IN. OVERLAP

RIGHT HAND
 STANDING FROM SHALLOW END

LAZY-L (CUT-OFF)
 TOP VIEW

NOTE: IF BREAK-OFF IS DIFFERENT FROM THE DIAGRAM, REDRAW AND PROVIDE MEASUREMENT FROM THE PANEL JOINT.

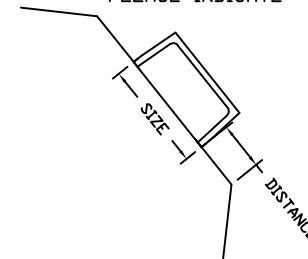


FOX CORNERS

YES

NO

JUST AN EXAMPLE: IF STEP IS RADIUS PLEASE INDICATE



ATTENTION

INDICATE WHERE THE STEP IS LOCATED. PROVIDE THE SIZE OF STEP AND A MEASUREMENT FROM THE CLOSEST PANEL JOINT, AS SHOWN IN THE EXAMPLE.

SIZE OF STEP

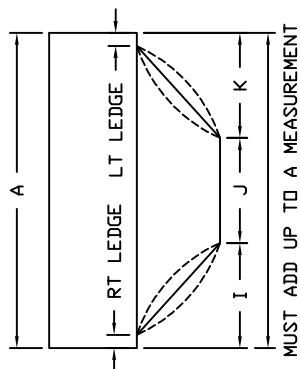
DISTANCE

MEASUREMENTS

A	
B	
C	
D	
D2	
E	
F	
G	
H	
I	
J	
K	
1	
2	
3	
4	
5	
6	
7	
9	
10	
11	

END VIEW

STANDING FROM DEEP END



MUST ADD UP TO A MEASUREMENT

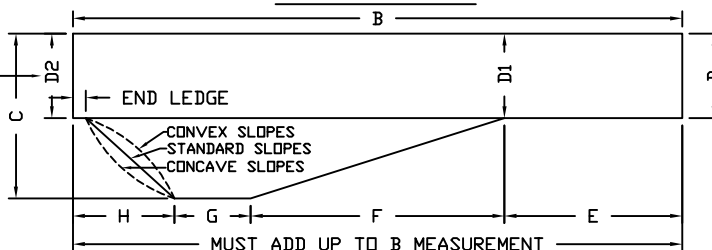
HOPPER

GRECIAN

SQUARE

SIDE VIEW

IF DEEP END WALL IS DIFFERENT THAN SHALLOW END WALL



MUST ADD UP TO B MEASUREMENT

SLOPES

STANDARD

CONVEX

CONCAVE

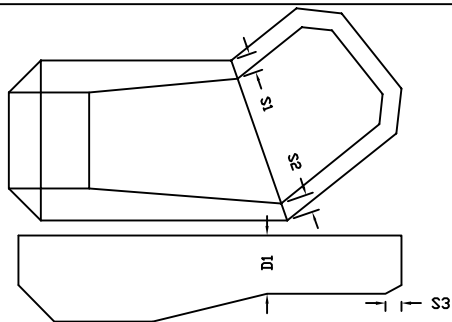
COVE PROFILE

D1= _____

S1= _____

S2= _____

S3= _____



DEEPER BREAK PROFILE

D1= _____

S1= _____

S2= _____

