



821 BROCK RD. UNIT 1  
 PICKERING, ONT  
 L1W 3L6  
 TEL:(905)837-1115  
 FAX:(905)837-7588

SOLD TO:

WALL PATTERN: \_\_\_\_\_

TAG NAME: \_\_\_\_\_

FLOOR PATTERN: \_\_\_\_\_

DATE: \_\_\_\_\_

MIL: \_\_\_\_\_

P.D: \_\_\_\_\_

LEFT HAND  
 STANDING FROM S.E

MUST PROVIDE PERIMETER  
 TOTAL: \_\_\_\_\_

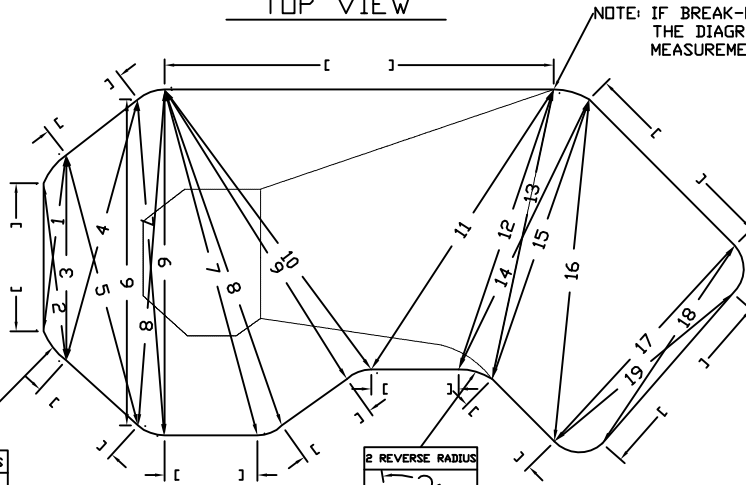
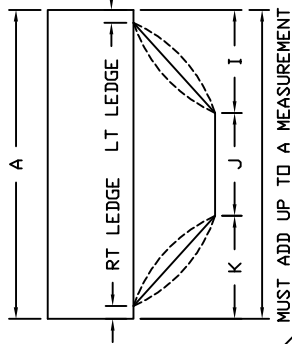
SAFETY LEDGE  
 IF LEDGE VARIES PLEASE INDICATE  
 NO  YES  
 RIGHT LEDGE \_\_\_\_\_ IN. LEFT LEDGE \_\_\_\_\_ IN.  
 END LEDGE \_\_\_\_\_ IN.

CHECK OFF BEAD TYPE  
 STANDARD  
 OTHER \_\_\_\_\_  
 NO BEAD \_\_\_\_\_ IN. OVERLAP

HURONIA (MULTI C)  
 TOP VIEW

END VIEW

STANDING FROM DEEP END



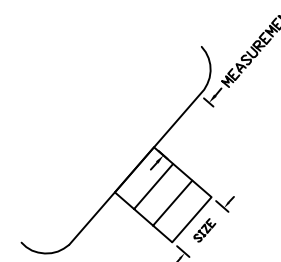
NOTE: IF BREAK-OFF IS DIFFERENT FROM THE DIAGRAM, PLEASE REDRAW. PROVIDE MEASUREMENT FROM THE PANEL JOINT.

SLOPES  
 STANDARD  
 CONVEX  
 CONCAVE

MEASUREMENTS

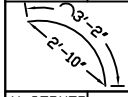
A
B
C
D
D2
E
F
G
H
I
J
K
1
2
3
4
5
6
7
8
9
10
11
12
13
14
15
16
17
18
19

JUST AN EXAMPLE: IF STEP IS RADIUS PLEASE INDICATE



INDICATE CORNER TYPE

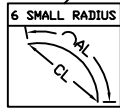
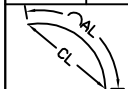
2' CORNER



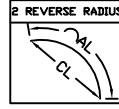
4' CORNER



OTHER



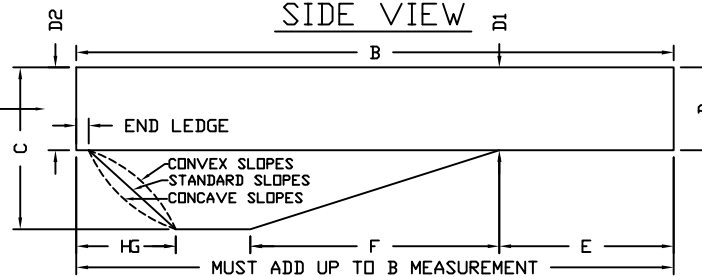
AL: \_\_\_\_\_  
 CL: \_\_\_\_\_



AL: \_\_\_\_\_  
 CL: \_\_\_\_\_

SIDE VIEW

IF DEEP END WALL IS DIFFERENT THAN SHALLOW END WALL



ATTENTION

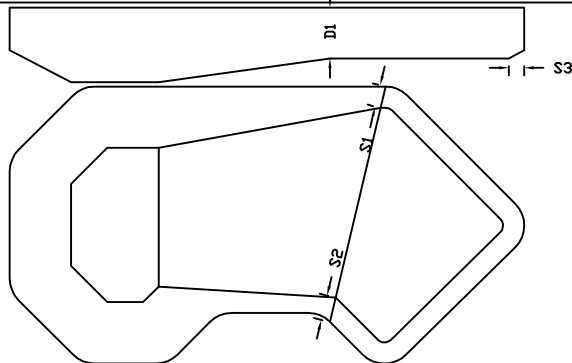
INDICATE WHERE THE STEP IS LOCATED. PROVIDE THE SIZE OF STEP AND A MEASUREMENT FROM THE CLOSEST PANEL JOINT, AS SHOWN IN THE EXAMPLE.

SIZE OF STEP

DISTANCE

COVE PROFILE

D1= \_\_\_\_\_  
 S1= \_\_\_\_\_  
 S2= \_\_\_\_\_  
 S3= \_\_\_\_\_



DEEPER BREAK PROFILE

D1= \_\_\_\_\_  
 S1= \_\_\_\_\_  
 S2= \_\_\_\_\_

