



821 BROCK RD. UNIT 1
 PICKERING, ONT
 L1W 3L6
 TEL:(905)837-1115
 FAX:(905)837-7588

SOLD TO:

WALL PATTERN: _____

TAG NAME: _____

FLOOR PATTERN: _____

DATE: _____

MIL: _____

P.O: _____

MUST PROVIDE PERIMETER

SAFETY LEDGE
 IF LEDGE VARIES PLEASE INDICATE

CHECK OFF BEAD TYPE

TOTAL: _____

[] NO [] YES
 RIGHT LEDGE _____ IN. LEFT LEDGE _____ IN.
 END LEDGE _____ IN.

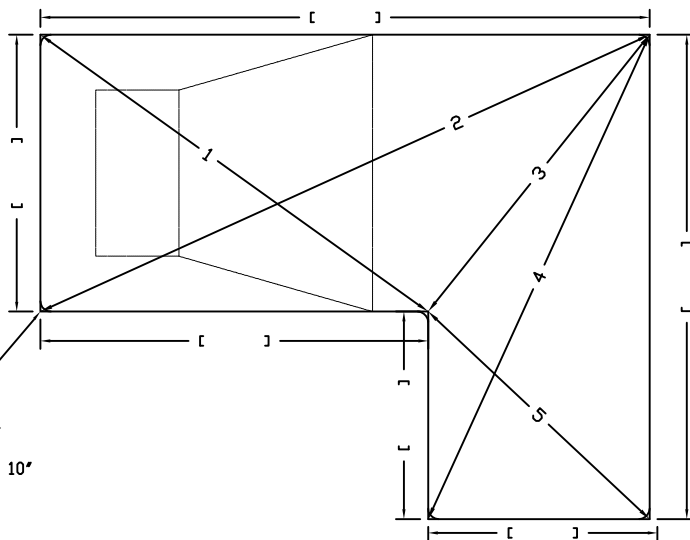
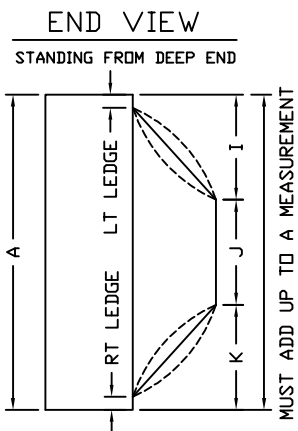
[] STANDARD
 [] OTHER _____
 [] NO BEAD _____ IN. OVERLAP

LEFT HAND

STANDING IN SHALLOW END

FULL-L(SQR.)

MUST PROVIDE DIAGONALS IF POOL IS OUT OF SQUARE
 RADIUS OR CUT CRNS. LESS THAN 10" MEASURE TO IMAGINARY CORNERS

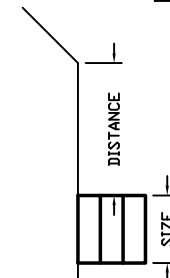


SLOPES

- STANDARD
- CONVEX
- CONCAVE

MEASUREMENTS

A
B
C
D
D2
E
F
G
H
I
J
K
1
2
3
4
5



ATTENTION

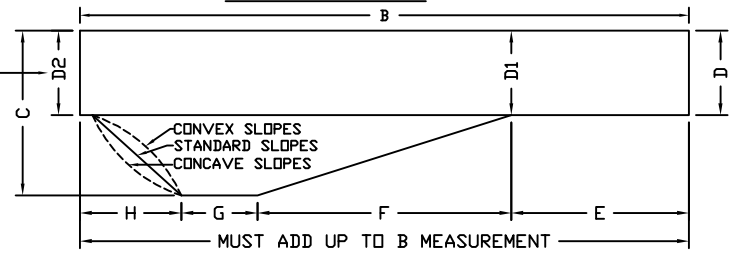
INDICATE WHERE THE STEP IS LOCATED.
 PROVIDE THE SIZE OF STEP AND A
 MEASUREMENT FROM THE CLOSEST PANEL
 JOINT, AS SHOWN IN THE EXAMPLE.

SIZE OF STEP

DISTANCE

CORNER TYPE	
SQUARE	
RADIUS	SIZE
CUT-OFF	SIZE

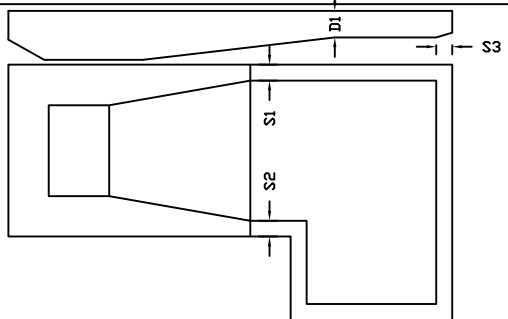
IF DEEP END WALL IS DIFFERENT THEN SHALLOW END WALL



COVE PROFILE

DEEPER BREAK PROFILE

D1= _____
 S1= _____
 S2= _____
 S3= _____



D1= _____
 S1= _____
 S2= _____

