



821 BROCK RD. UNIT 1  
 PICKERING, ONT  
 L1W 3L6  
 TEL: (905) 837-1115  
 FAX: (905) 837-7588

SOLD TO:

WALL PATTERN: \_\_\_\_\_

TAG NAME: \_\_\_\_\_

FLOOR PATTERN: \_\_\_\_\_

DATE: \_\_\_\_\_

MIL: \_\_\_\_\_

P.O: \_\_\_\_\_

MUST PROVIDE PERIMETER

**SAFETY LEDGE**  
 IF LEDGE VARIES PLEASE INDICATE  
 NO  YES  
 RIGHT LEDGE \_\_\_\_\_ IN. LEFT LEDGE \_\_\_\_\_  
 END LEDGE \_\_\_\_\_ IN.

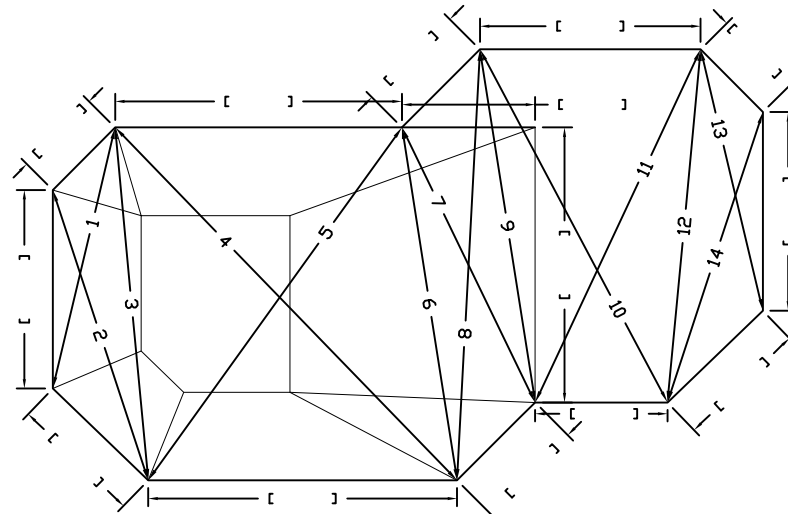
**CHECK OFF BEAD TYPE**  
 STANDARD  
 OTHER \_\_\_\_\_  
 NO BEAD \_\_\_\_\_ IN. OVERLAP

**CHECK OFF SLOPE TYPE**  
 STANDARD  
 CONVEX  
 CONCAVE

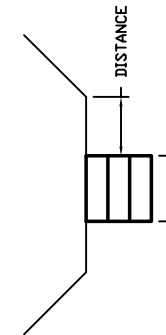
TOTAL: \_\_\_\_\_

**BAFFIN (LEFT)**

**TOP VIEW**



JUST AN EXAMPLE:  
 IF STEP IS RADIUS  
 PLEASE INDICATE

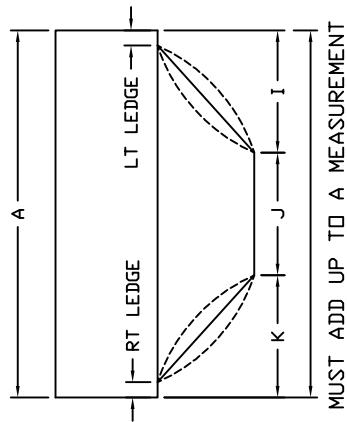


**MEASUREMENTS**

A
B
C
D
D2
E
F
G
H
I
J
K
1
2
3
4
5
6
7
8
9
10
11
12
13
14

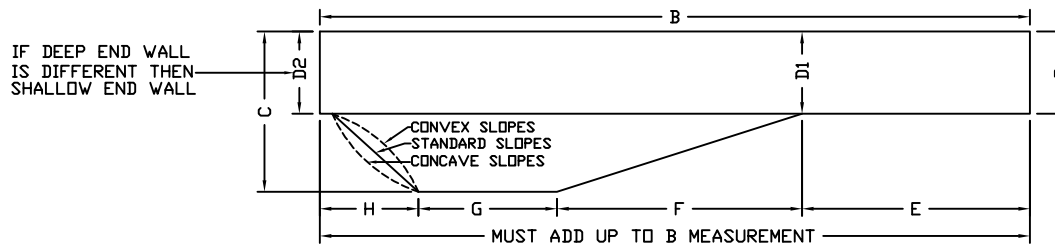
**END VIEW**

STANDING FROM DEEP END



MUST ADD UP TO A MEASUREMENT

**SIDE VIEW**



MUST ADD UP TO B MEASUREMENT

**ATTENTION**

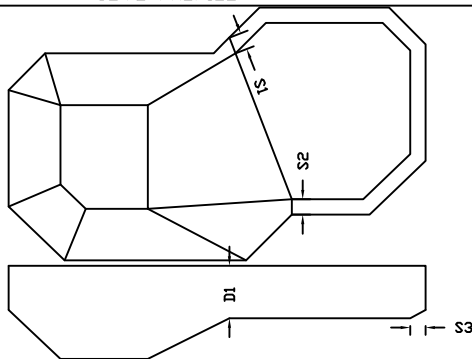
INDICATE WHERE THE STEP IS LOCATED.  
 PROVIDE THE SIZE OF STEP AND A  
 MEASUREMENT FROM THE CLOSEST PANEL  
 JOINT, AS SHOWN IN THE EXAMPLE.

SIZE OF STEP

DISTANCE

**COVE PROFILE**

D1= \_\_\_\_\_  
 S1= \_\_\_\_\_  
 S2= \_\_\_\_\_  
 S3= \_\_\_\_\_



**DEEPER BREAK PROFILE**

D1= \_\_\_\_\_  
 S1= \_\_\_\_\_  
 S2= \_\_\_\_\_

